



The Cador Slimline is the ideal replacement for traditional individual fluorescent luminaires. It is a luminaire with a simple design and high light output.

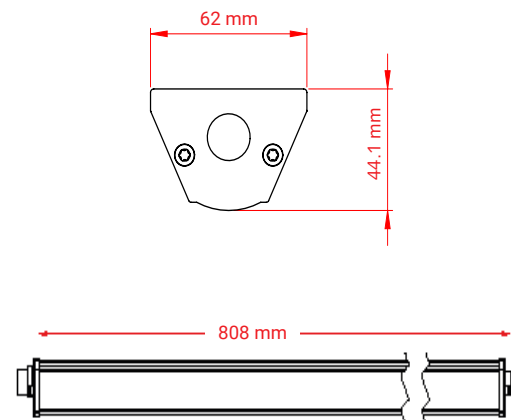
The integrated optics provide perfect light distribution. The aluminium casing with its good heat dissipation makes for a long lifespan.

With its high impact resistance (IK10) the Cador Slimline is ideal for highly trafficked areas such as corridors and stairwells. It can also be used to supplement a linear lighting system, for example in maintenance areas.

Technical information

Output flux	4,300 - 9,200 lm
Wattage	35 - 65 W
Lumen / Watt	113 - 159 lm/W
Voltage	220 - 240 V
Frequency	50 - 60 Hz
Power factor	>0.9
Drivers	Signify or Osram
Operational temperature	-25 °C to +35 °C
Weight	1 kg
Application	Offices, parking areas and corridors
Installation height	2 - 6 m
Colour temperature	4,000 K
Colour Rendering Index (CRI)	>80
Lens options	Narrow, Wide, X-Wide, Lambertian & Diffuse
Cover material	Polycarbonate
Material	Anodized aluminium
Colour consistency (SDCM)	3
Dimmable	Optional (DALI)
Impact resistance	IK10
IP code	IP65
Options	DALI and CLO
Warranty	L85B10 / at least 5 year warranty / Ta 35 °C
Lifespan	It is possible to reach 100,000 hours
BREEAM	Yes

Measurements



On the initial performance, a tolerance of $\pm 10\%$ is applicable, according to IEC. Technical data subject to change.

CADOR SLIMLINE IP65

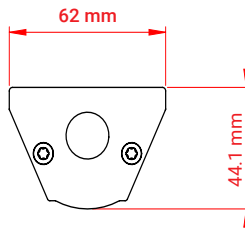
CADOR SLIMLINE NARROW



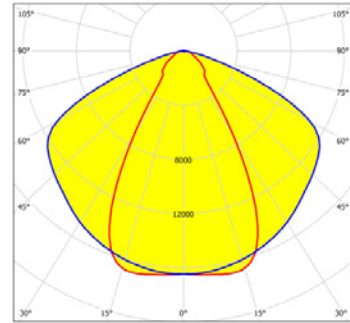
Luminaire



Measurements



Polar diagram



Order code IP65	Wattage (W)	Output flux (lm)	Lumen/Watt
VSLx-NE08-10-840-xx	35	4,600	131
VSLx-NH08-10-840-xx	35	5,450	156
VSLx-NE08-10-840-xx	45	5,600	124
VSLx-NH08-10-840-xx	65	9,000	138

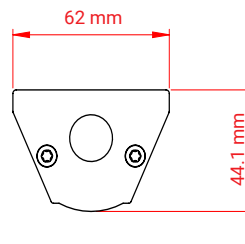
CADOR SLIMLINE WIDE



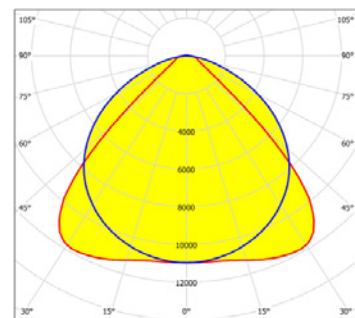
Luminaire



Measurements



Polar diagram



Order code IP65	Wattage (W)	Output flux (lm)	Lumen/Watt
VSLx-WE08-10-840-xx	35	4,700	134
VSLx-WH08-10-840-xx	35	5,550	159
VSLx-WE08-10-840-xx	45	5,700	127
VSLx-WH08-10-840-xx	65	9,200	142

On the initial performance, a tolerance of ± 10% is applicable, according to IEC. Technical data subject to change.



CADOR SLIMLINE IP65

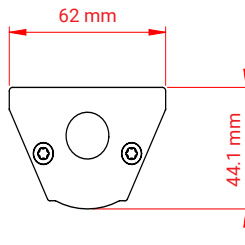
CADOR SLIMLINE X-WIDE



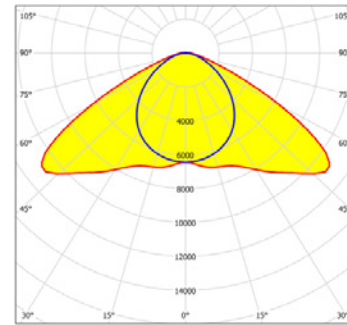
Luminaire



Measurements



Polar diagram



Order code IP65	Wattage (W)	Output flux (lm)	Lumen/Watt
VSLx-XE08-10-840-xx	35	4,400	126
VSLx-XH08-10-840-xx	35	5,250	150
VSLx-XE08-10-840-xx	45	5,400	120
VSLx-XH08-10-840-xx	65	8,700	134

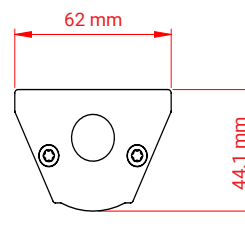
CADOR SLIMLINE LAMBERTIAN



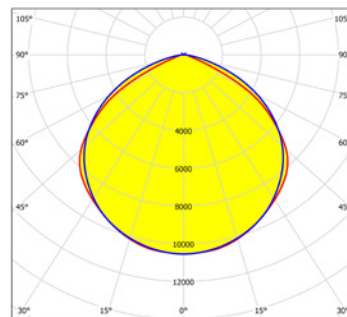
Luminaire



Measurements



Polar diagram



Order code IP65	Wattage (W)	Output flux (lm)	Lumen/Watt
VSLx-LE08-10-840-xx	35	4,700	134
VSLx-LH08-10-840-xx	35	5,550	159
VSLx-LE08-10-840-xx	45	5,700	127
VSLx-LH08-10-840-xx	65	9,200	142

On the initial performance, a tolerance of $\pm 10\%$ is applicable, according to IEC. Technical data subject to change.



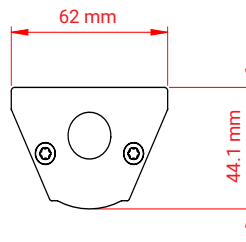
CADOR SLIMLINE DIFFUSE



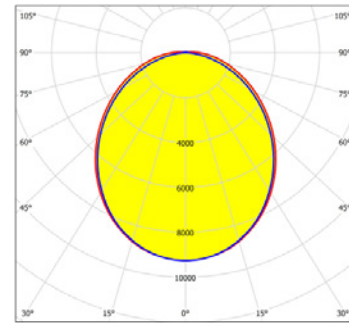
Luminaire



Measurements



Polar diagram



Order code IP65	Wattage (W)	Output flux (lm)	Lumen/Watt
VSLx-DE08-07-840-xx	35	4,300	123
VSLx-DH08-07-840-xx	35	4,950	141
VSLx-DE08-07-840-xx	45	5,100	113
VSLx-DH08-07-840-xx	65	8,400	129

On the initial performance, a tolerance of $\pm 10\%$ is applicable, according to IEC. Technical data subject to change.

**CLEVER
SWIFT
SOLID**

Industrial lighting - EN v1.0 01/09/21